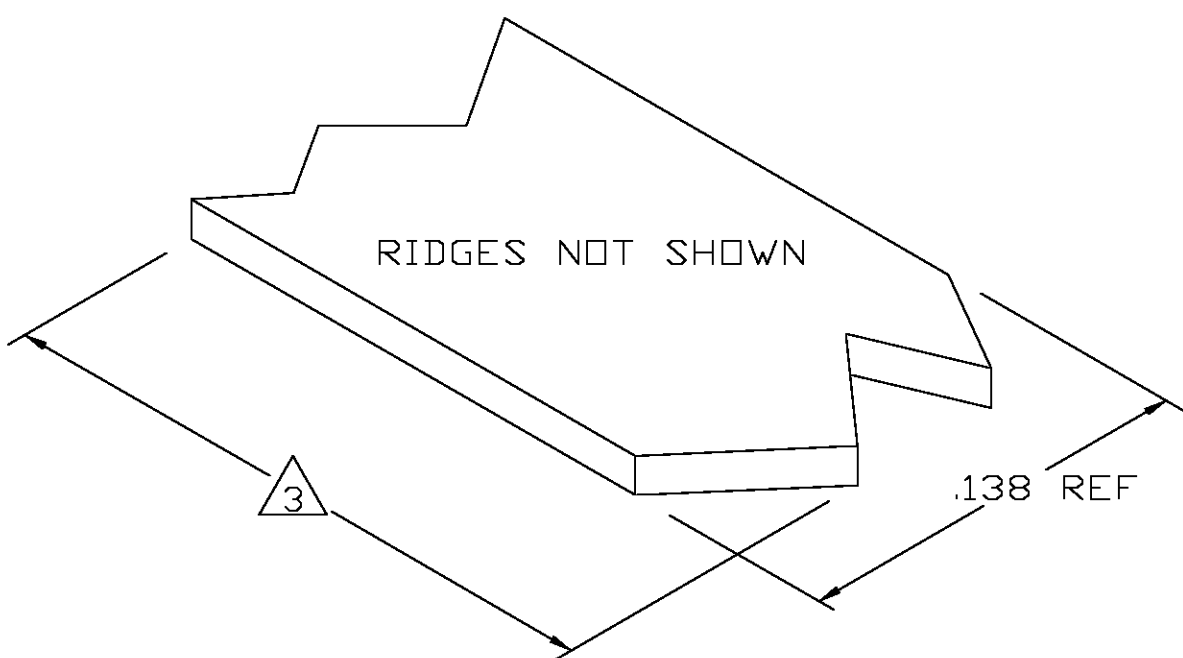
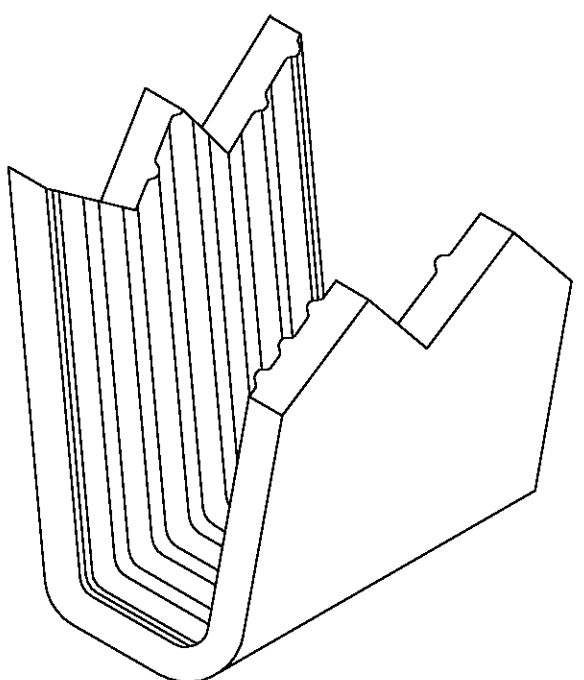


THIS DRAWING IS UNPUBLISHED. RELEASED FOR PUBLICATION
 © COPYRIGHT BY TYCO ELECTRONICS CORPORATION. ALL RIGHTS RESERVED.

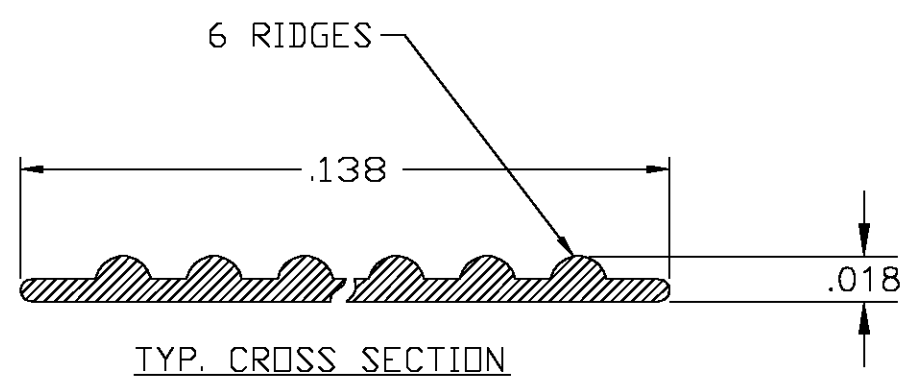
LOC	DIST	REVISIONS			
P	LTR	DESCRIPTION	DATE	DWN	APVD
AF	50	0	TRANSFERED TO TYCO FORMAT	24FEB03	MF EH



- 1 CRIMPBAND MATERIAL PROVIDED IN CONTINUOUS STRIP.
 - 2 REFERENCE DESCRIPTIVE PART NUMBER G074C18B.
- △3 BLANK LENGTH DETERMINED BY TOOLSET.



PARTIAL FORMED VIEW (REF)
FORMED BY APPLICATION TOOLING



1601521-1
PART NUMBER

THIS DRAWING IS A CONTROLLED DOCUMENT.		DWN 24FEB2003 MICHAEL S. FEHER	Tyco Electronics Corporation Harrisburg, PA 17105-3608	
DIMENSIONS: INCHES		CHK 24FEB2003 EDWARD HOWARD	NAME -	
TOLERANCES UNLESS OTHERWISE SPECIFIED: 0 PLC ± - 1 PLC ± - 2 PLC ± - 3 PLC ± .005 4 PLC ± - ANGLES ± -		APVD 24FEB2003 EDWARD HOWARD	PRODUCT SPEC -	
MATERIAL UNS C26000 BRASS		FINISH NONE	APPLICATION SPEC -	RESTRICTED TO -
		WEIGHT -	SIZE A3	CAGE CODE 00779
		CUSTOMER DRAWING	DRAWING NO 1601521	REV 0
		SCALE 1:1	SHEET 1 OF 1	