

Contact insert - HC-D 15-ESTC-R - 1679469

Please be informed that the data shown in this PDF Document is generated from our Online Catalog. Please find the complete data in the user's documentation. Our General Terms of Use for Downloads are valid (<http://download.phoenixcontact.com>)

HEAVYCON male insert, D15 series, 15-pos., crimp connection, rolled contacts



The illustration shows version HC-D 15-ESTC



Key commercial data

Packing unit	1 pc
Weight per Piece (excluding packing)	34.8 GRM
Custom tariff number	85366990
Country of origin	Czech Republic

Technical data

General

Note	For HC-D15 housing, crimp contacts CK1,6-ER (crimp contacts not included in scope of supply)
Connection method	Crimp connection
Pollution degree	3
Surge voltage category	III
Constructional and testing regulations	DIN VDE 0627/86
	DIN VDE 0110/02.79
	DIN VDE 0110-1/04.97
	IEC 60664-1, DIN IEC 60512
	IEC 60352
Number of positions	15+PE
Insertion/withdrawal cycles	≥ 500
Design	D15
Connection in acc. with standard	IEC / EN
Conductor cross section	0.14 mm ² ... 1.5 mm ²

Contact insert - HC-D 15-ESTC-R - 1679469

Technical data

General

Connection cross section AWG	26 ... 16
Stripping length of the individual wire	3 mm +0,5 (0.14 mm ² ... 0.5 mm ²)
	3.5 mm +1 (0.5 mm ² ... 1.5 mm ²)
Assembly instructions	- Use of HC-CST (1676857) coding pins and HC-CBU (1676860) coding sockets has been prescribed.
Connection	Connectors may be plugged in only when there is no load/voltage.

Ambient conditions

Ambient temperature (operation)	-40 °C ... 125 °C (including heating up of contacts)
---------------------------------	--

Material data

Inflammability class according to UL 94	V0
Contact material	Copper alloy
Contact surface material	Ag (alternatively Au)
Contact carrier material	PC

Electrical characteristics

Rated voltage (III/3)	250 V
Rated surge voltage	4 kV
Rated current	10 A

Classifications

eCl@ss

eCl@ss 4.0	27140816
eCl@ss 4.1	27140816
eCl@ss 5.0	27143424
eCl@ss 5.1	27143424
eCl@ss 6.0	27143424
eCl@ss 7.0	27440209
eCl@ss 8.0	27440209

ETIM

ETIM 2.0	EC000438
ETIM 3.0	EC000438
ETIM 4.0	EC000438
ETIM 5.0	EC000438

UNSPSC

UNSPSC 6.01	30211923
-------------	----------

Contact insert - HC-D 15-ESTC-R - 1679469

Classifications

UNSPSC

UNSPSC 7.0901	39121522
UNSPSC 11	39121522
UNSPSC 12.01	39121522
UNSPSC 13.2	39121522

Approvals

Approvals

Approvals

CSA / UL Recognized / GOST

Ex Approvals

Approvals submitted

Approval details

CSA	
Nominal current IN	10 A
Nominal voltage UN	600 V

UL Recognized	
Nominal current IN	10 A
Nominal voltage UN	600 V

GOST	
------	--

Contact insert - HC-D 15-ESTC-R - 1679469

Accessories

Accessories

Coding element

Coding element - HC-CST - 1676857



Coding peg for coding up to 16 connectors

Coding element - HC-CBU - 1676860



Coding socket for coding up to 16 connectors

Coding bolt - HC-CB - 1772722



Coding pin, prevents mismatching of up to six connectors with an identical number of positions

Crimp contact

Crimp contact - CK1,6-ER-0,50ST AG - 1884092



Rolled 1.6 crimp contact, individual male contact, core diameter 0.5 mm²

Contact insert - HC-D 15-ESTC-R - 1679469

Accessories

Crimp contact - CK1,6-ER-1,50ST AG - 1884089



Rolled male contact, single contacts, silver-plated, 0.5 mm² ... 1.5 mm²

Crimp contact - CK1,6-ER-2,50ST AG - 1884102



Rolled male contact, single contacts, silver-plated, 1.5 mm² ... 2.5 mm²

Mounting material

Screw - HC-A-PES - 1584868



PE screw for contact inserts of A series

Plug assembly frame

Connector assembly frame - HC-SMR-D15 - 1604010

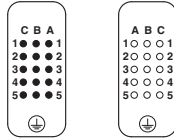


HEAVYCON connector assembly frame, for contact inserts of type D15

Drawings

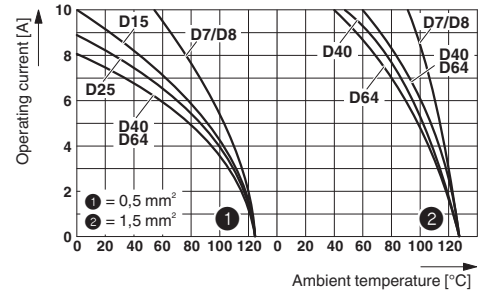
Contact insert - HC-D 15-ESTC-R - 1679469

Schematic diagram

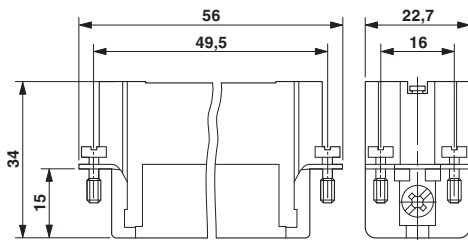


1 = male insert
2 = female insert

Diagram

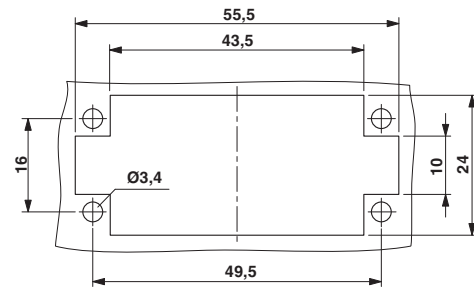


Dimensioned drawing



Male insert

Dimensioned drawing



Panel cutout