

LS15

Series Line Splitter



PoE

1 Year Warranty

- Power over Ethernet (PoE)
- Converts POE to Separate Power and Data Lines
- High Efficiency: 90%, 24V unit
- Industry Leading Small Profile; 3"x 2.1"x 1"
- Meets IEEE 802.3AF
- Full Thermal Protection
- Short Circuit & Overload Protection
- Input Shutdown
- UVLO / OVLO
- Surge Protection



International Safety Standard Approvals



Specifications

Output Specifications

Line and Load Voltage Regulation		+/-1% V-out
Transient Response		1% of V-out (50%-100% load deviation)
Overvoltage Protection		Transorb protected
Output Connection		Standard
Output Noise		1% of V-out, 20MHz BW

Input Specifications

Input		36-57 Vdc
Input Current Overload Protection	Reset power to start unit	When $I_{in} > 450\text{mA}$ for 75mSec, input latches off
Input Surge		Transorb protected
Input Undervoltage	Turn on Turn off	33-42Vdc 30-34Vdc

Environmental Specifications

Operating temperature	-40°C to +60°C
Storage Temperature	-40°C to +85°C
Max ambient operating Temp	60°C @ Full load

General Specifications

Efficiency	In Midspan configuration	Measured from Data/Power pins of RJ45 connector, to output of std Switchcraft 712A conn.
	5V	87% min.
	12V	88% min.
	24V	90% min.
Switching Frequency		200kHz +/- 1%
Recovery time		100Usec to 1% V-out (SR= 1a/10Usec)
I-overload		120% ± 5%
Short Circuit		Auto recovery when short is removed
Thermal Shutdown		Internally protected against over-temp conditions.
Approvals and Safety Standards		TUV Pending
Case and Dimension		3.0L x 2.1W x 1.0H (in)
Weight		58g (2.05oz)
Input Connector		Standard RJ45 connector

LS15

Series Line Splitter

PoE

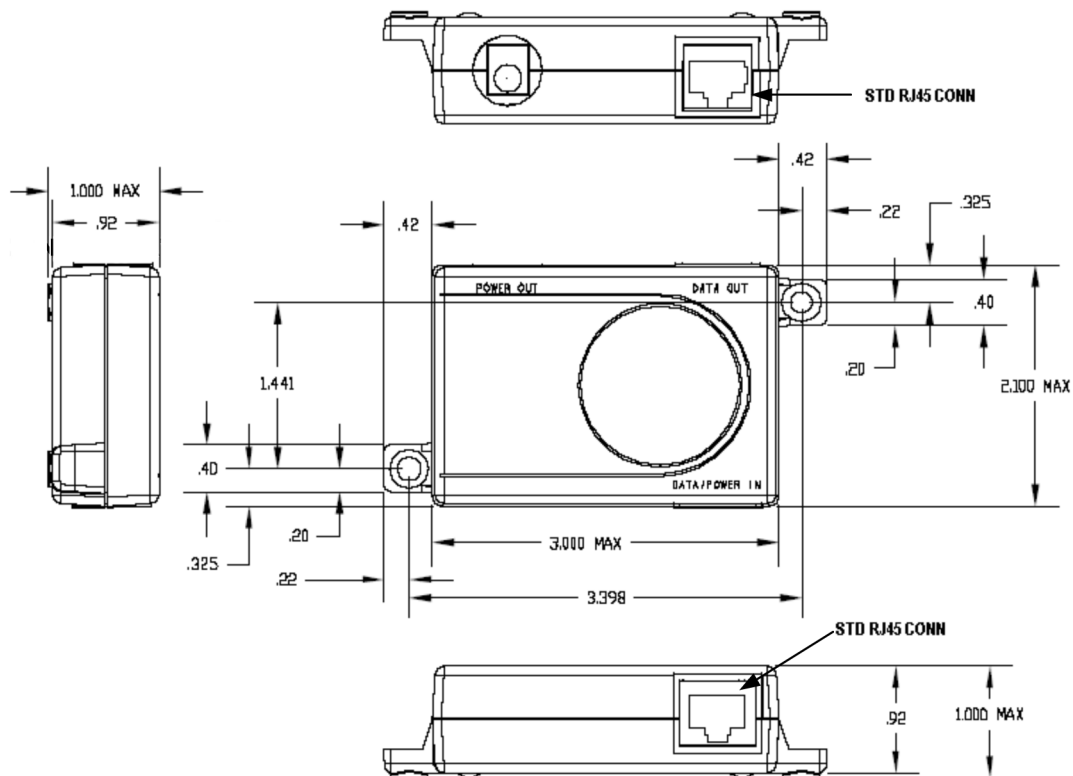
For the most current data and application support visit www.sipower.com

Ault Part Number	Output Voltage	Output Current Per IEEE 802.3AF*	Output Power	Efficiency (with cable)
LS15-05	5 V DC	2.00 A	10.0 W	480 mV
LS15-12	12 V DC	0.90 A	10.8 W	480 mV
LS15-24	24 V DC	.475 A	11.4 W	480 mV

Notes

* Power limited per Input requirements of IEEE802.3af Table 33-12. I-port Max=350mA @V-port=37V./ I-port Max=260mA @V-port=57V
Higher outputs available for non-compliant systems

Outline Configuration




LS15

Series Line Splitter

PoE

Data/Power in & Data Out Connection

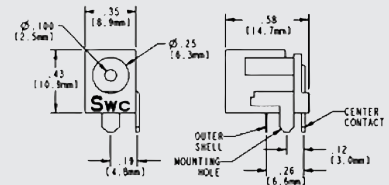


Standard RJ45 Jack
Configuration- For 802.3af compliant units

Pin	Mode A	Mode B
1	Pos Vport, Neg Vport	
2	Pos Vport, Neg Vport	
3	Neg Vport, Pos Vport	
4		Pos Vport, Neg Vport
5		Pos Vport, Neg Vport
6	Neg Vport, Pos Vport	
7		Neg Vport, Pos Vport
8		Neg Vport, Pos Vport

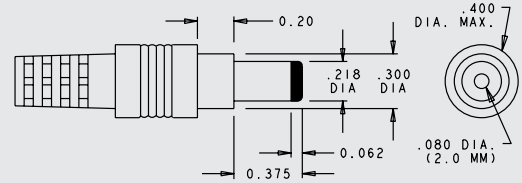
Power Out Connection

1



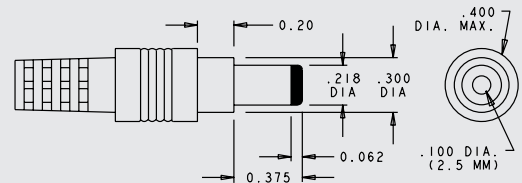
Description	Switchcraft RAPC 712A connector or equivalent
Pinout Code	Center contact: positive
Suggested Mating	Switchcraft 760 plug or equivalent

2



Description	12", 18AWG Cable w Switchcraft S760 connector or equivalent
Pinout Code	Center contact: positive
Suggested Mating	Switchcraft 722A plug or equivalent

3



Description	12", 18AWG Cable w Switchcraft 760 connector or equivalent
Pinout Code	Center contact: positive
Suggested Mating	Switchcraft 712A plug or equivalent

