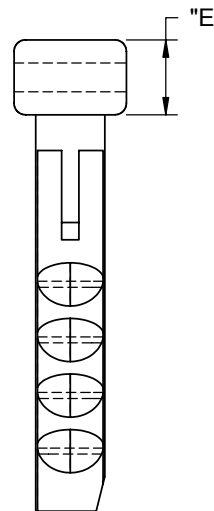
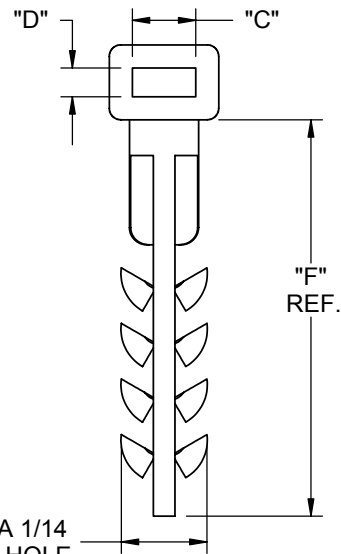
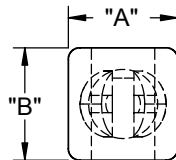
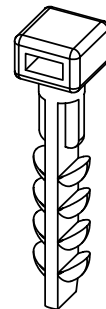


PART NO.	"A"	"B"	"C"	"D"	"E"	"F"	ACCOMMODATE WIRE TIE SERIES
FTH-19	.38 [9.7]	.39 [9.9]	.22 [5.6]	.10 [2.5]	.26 [6.6]	1.25 [31.8]	WIT-18 TO WIT-70
FTH-20	.54 [13.7]	.56 [14.2]	.38 [9.7]	.13 [13.3]	.28 [7.1]	1.50 [38.1]	WIT-50 TO WIT 175



TO FIT IN A 1/14 [6.35] DIA. HOLE



- NOTES:
 1. MATERIAL: UV STABILIZED NYLON 6/6, (RMS-46).
 2. COLOR: BLACK.

TITLE: FLAT TIE HOLDER						DWG IN IN [MM]	
CREATED USING SOLIDWORKS	FILE #: FTH-19(-20)	DWN: SM	APP: DJZ	FINAL			
TOLERANCES UNLESS NOTED XX=±.010 .XXX=±.005 FRAC.=±1/64 ANG.=±1°	SHEET: 1 OF 1	SHEET SIZE: A	DT: 08/16/04	CHKD: SJ	PART #		PRINT TYPE
REV.	DESCRIPTION	ENGR.	DATE	SEE TABLE		CA	
B	SEE ECN #837 FOR CHANGES	SM	08/16/04	RICHCO, INC.		RICHCO, INC. ENG@RICHCO-INC.COM (773) 539-4060	
A	COMBINED ISO DWG. AND CA DWG. TOGETHER, CHANGED FILE NO.	SM	06/12/02	RICHCO, INC.		RICHCO, INC. ENG@RICHCO-INC.COM (773) 539-4060	

B	SEE ECN #837 FOR CHANGES	SM	08/16/04
A	COMBINED ISO DWG. AND CA DWG. TOGETHER, CHANGED FILE NO.	SM	06/12/02
REV.	DESCRIPTION	ENGR.	DATE